

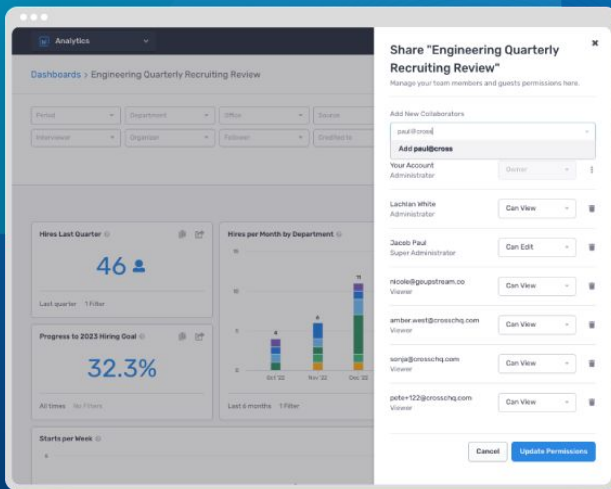
Supercharged ATS Analytics for Actionable Insights & Automated Reporting

Intuitive reports and visualizations for hiring team optimization



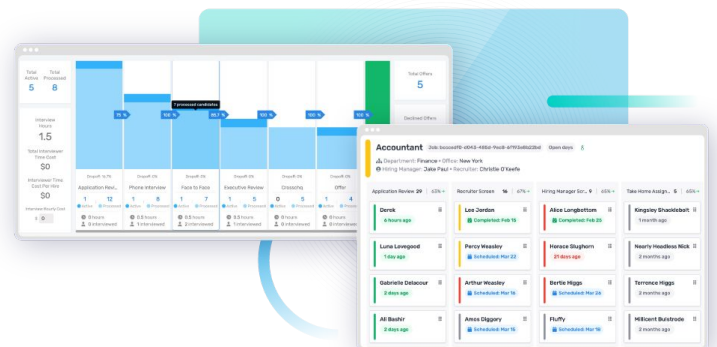
Customizable Analytics Dashboarding, Purpose Built for Greenhouse ATS

- Quickly and easily build dashboards, enrich candidate pipeline diversity data and automate report sharing to stakeholders.
- Slice and dice every imaginable recruiting data point through robust filtering, whether it's by Dept, Location, User, Custom Date range or Custom Fields.



Optimize Your Hiring Efficiency with Visual Pipeline Management

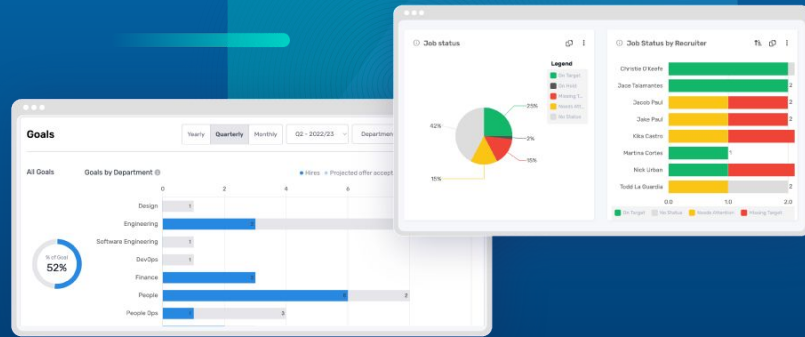
- TalentWall™ converts your ATS candidate data into a real-time, interactive card wall.
- Get full visibility into the health and hygiene of every active candidate and open role across your company.



Executive Level Reporting for Full Visibility into Progress Against Hiring Plans

Reports purpose-built for your executive team, providing a '1000 ft view' on the overall health of your team's hiring efforts.

- ✓ At-a-glance view of departmental pipeline health
- ✓ Filter results by department, office, user, date, and custom fields
- ✓ Analyze month over month



Improve Recruiter Efficiency

Get full visibility into the performance of every department, hiring team, hiring cohort and business unit.



Hiring Process Optimization

Identify inefficiencies in your interview process with real-time insights into key hiring metrics.



Improve Stakeholder Collaboration

Quickly and easily share reports and dashboards with your entire hiring team.



Seamless Integration with Your ATS & HRIS

SmartRecruiters

workday

SAP SuccessFactors

LEVER

icims

bambooHR

JOBVITE

Bullhorn

greenhouse